

# HOW TO SUBMIT IN GOOGLE CLASSROOM

This is helpful to show you how to submit into  
Google Classroom.



This process works for files saved to the computer, .jpg  
pictures, and files saved in Google Drive.

## HOW TO SUBMIT IN GOOGLE CLASSROOM

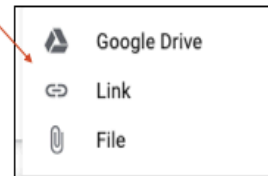
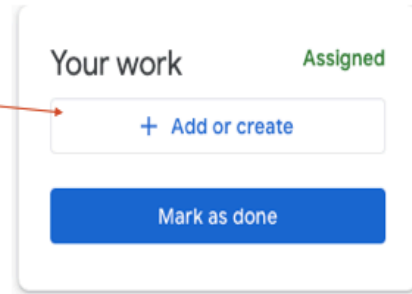
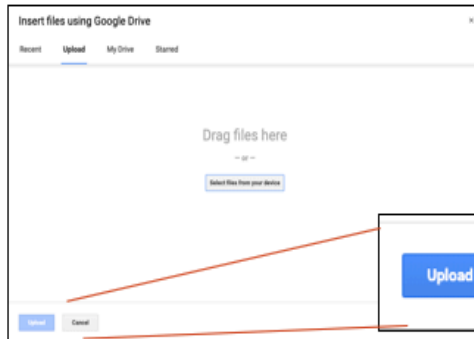
- Choose the correct classroom.
- Click on the "Classwork" tab at the top of the page.
- Choose the category from either from the sidebar or the stream.
- Choose the specific assignment.

The screenshot shows the Google Classroom interface. At the top, there are three tabs: 'Stream', 'Classwork', and 'People'. The 'Classwork' tab is selected and highlighted with a blue underline. Below the tabs, there is a sidebar on the left with a hamburger menu icon and the text 'Earth Science'. Under 'Earth Science', there are two categories: 'All topics' and 'Vocabulary'. The 'Vocabulary' category is selected and highlighted with a blue underline. To the right of the sidebar, there is a list of assignments. The first assignment is 'Vocabulary', which is selected and highlighted with a blue underline. Below the assignment list, there is a section titled 'Vocabulary' with a hamburger menu icon and a vertical ellipsis icon. Under 'Vocabulary', there is an assignment titled 'Weather Vocabulary' with a document icon. To the right of the assignment, it says 'Scheduled for Mar 17, 9:00 A...'. Red arrows point from the instructions to the corresponding UI elements: from 'Choose the correct classroom' to the 'Classwork' tab, from 'Click on the "Classwork" tab' to the 'Classwork' tab, from 'Choose the category from either from the sidebar or the stream' to the 'Vocabulary' category in the sidebar, and from 'Choose the specific assignment' to the 'Weather Vocabulary' assignment.



# HOW TO SUBMIT IN GOOGLE CLASSROOM

- Click on “+add or create”.
- Choose where your assignment is saved.
- Select the file where your assignment is saved, select the file, then click “Upload”

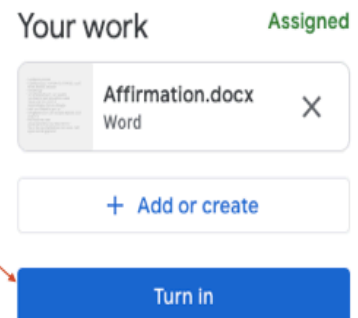


Note: the “Upload” button will not work unless you have selected a file.



# HOW TO SUBMIT IN GOOGLE CLASSROOM

- DON'T FORGET: You **MUST** click “Turn in” to submit your assignment!
- You will be asked if you want to turn in your assignment. Of course you do!
- Clicking this last “Turn in” tab will complete the submission of the homework.



Turn in your work?

1 attachment will be submitted for "Unit/Lesson Plans for Week of 3.16.20".

 Affirmation.docx

Cancel

Turn in

